


SUBMISSION GUIDELINES – ICBF 2022

I. How to create account

Step 1: Access to the link <https://icbf2022.sciencesconf.org/> to create an account



The screenshot displays the homepage of the International Conference on Business and Finance (ICBF) 2022. The header features the conference title, dates (23-24 June 2022), submission deadline (30 May 2022), and location (Ho Chi Minh City, Vietnam). Below the header, logos of partner institutions are shown, including UEH, VIB, ISB, CFVG, University of Leicester, University of Lincoln, and Binh Duong University.

The main navigation menu on the left includes: Home, Registration, Call for Papers, Registration Information, Publication Opportunities, Keynote Speakers, Committee, Sponsors, Submission Guidelines, and Visa to Vietnam.

The 'CALL FOR PAPERS' section contains the following information:

- The organizing and scientific committee cordially invites submission of research papers in all areas of business, management, and finance for presentation at the UEH International Conference on Business and Finance 2022.
- The international conference provides an open platform for scholars and practitioners worldwide to meet and share their recent research, exchange ideas and information on new developments in business, management and finance research.
- The papers will be reviewed by the review committee of established researchers.
- Several publication opportunities in high-ranking journals.

CONFERENCE THEME

- The main topics of the conference include but not limited to: Banking; Behavioral finance; Finance; Accounting; Business and international business; Business administration; Emerging markets finance; Financial markets; International trade; Marketing; International Business; Management; Leadership; Public governance; Economics and Law; Business and law; Tourism.

The conference date is 23-24 June 2022.

In the top right corner, a 'Login' button is visible, and a dropdown menu is open, showing 'Lost password?' and 'Create account' (highlighted with a red box).

Step 2: Fill in the required information and select **Create account**

ICBF 2022

23-24 June 2022
Submission deadline: 30 May 2022
Ho Chi Minh City, Vietnam

UEH VIÊN NGHIÊN CỨU KINH DOANH INSTITUTE OF BUSINESS RESEARCH ISB CFVG UNIVERSITY OF LEICESTER UNIVERSITY OF LINCOLN BINH DUONG UNIVERSITY

Login

MAIN MENU

- Home
- Registration
- Call for Papers
- Registration Information
- Publication Opportunities
- Keynote Speakers
- Committee
- Sponsors
- Submission Guidelines
- Visa to Vietnam

HELP

- @ Contact

Create account

Thank you for filling out the form below to create your account on the CCSD platforms : Sciencesconf.org HAL Episciences

(* : Required fields)

Email address *
Enter your email address

Login *
Choose a user login for the Sciencesconf.org platform

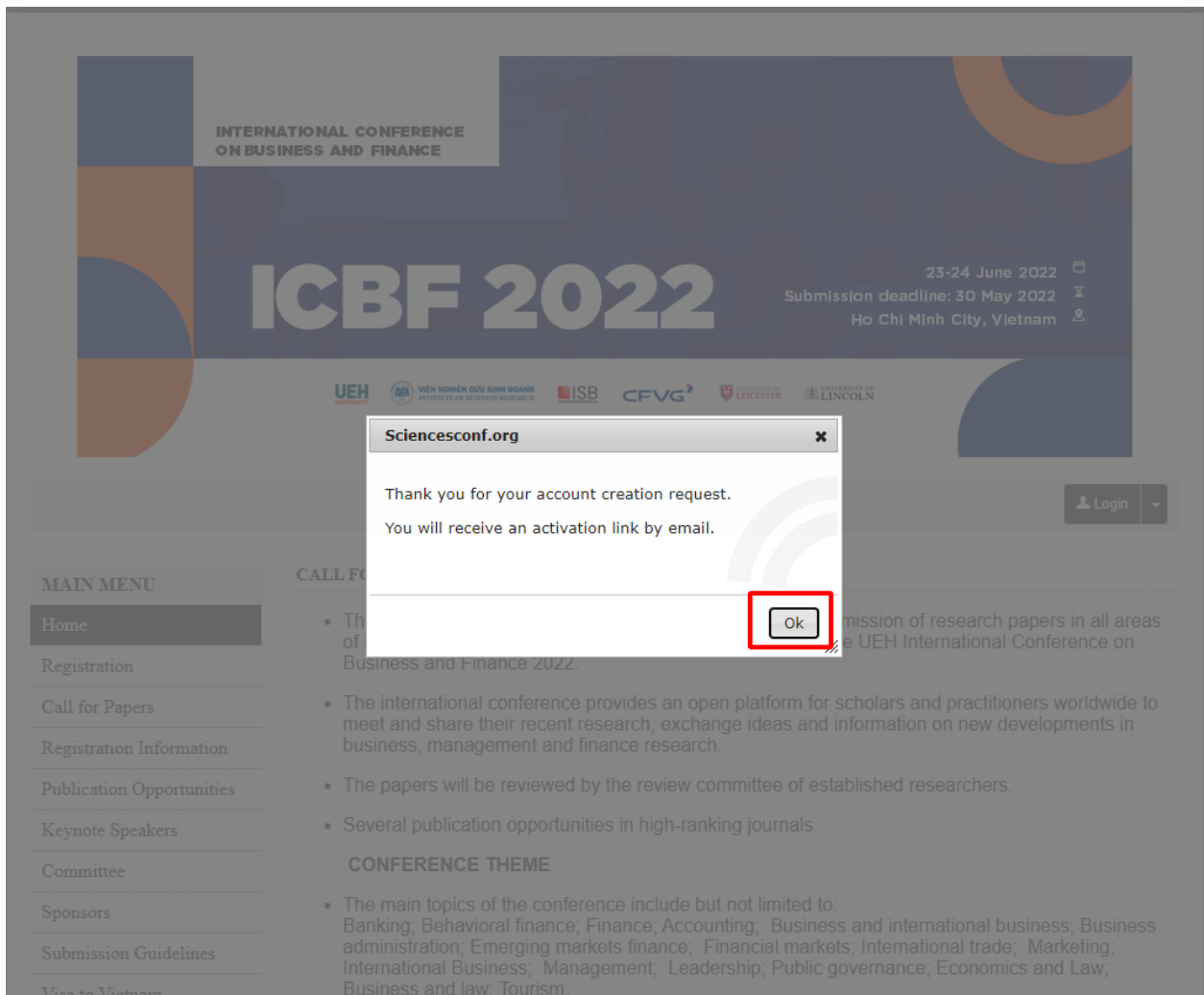
Password *
Type a valid password (alpha numeric from 7 to 20 characters)

Re-type your password *
Please re-type your password

Lastname *

Firstname *

Step 3: Access your personal email to check account creation information



Step 4: Click on the link sent via email to access the newly created account on ICBF's website

[sciencesconf.org] Account creation Hộp thư đến x




icbf2022 <icbf2022@sciencesconf.org>

14:35 (6 phút trước)



tôi tôi ▾



[icbf2022 : ICBF2022 International Conference on Business and Finance](#)
23-24 Jun 2022 Ho chi Minh City (Vietnam)

Dear

You have created a new account on Sciencesconf.org platform (<https://icbf2022.sciencesconf.org/>).

In order to activate this new account and logging to the system, please click <https://icbf2022.sciencesconf.org/user/activate/token/f9eb3cc2fdc0868212616d0efe0ae3beb77d48c4>

Best Regards,
Team Sciencesconf.org



← Trả lời

➡ Chuyển tiếp

Step 5: Re-enter the information you just registered (Username and Password) to log in to your account

CCSD Central Authentication Service (CAS)



Enter your Username and Password



plateforme de gestion de conférences

Warn me before logging me into other sites.

[| Forgotten Password](#)

For security reasons, please Log Out and Exit your web browser when you are done accessing services that require authentication!

II. How to submit research paper

Step 6: Select **New submission** and fill in the submission information in the order of steps as shown in the picture. Select **Next step** to move to the new step

MAIN MENU

- Home
- Registration
- Call for Papers
- Registration Information
- Publication Opportunities
- Keynote Speakers
- Committee
- Sponsors
- Submission Guidelines
- Visa to Vietnam

MY SPACE

- My Space
- My submissions
- My registration

HELP

- @ Contact

New submission

1 Metadata 2 Author(s) 3 File(s) 4 Overview

(* : Required fields)

Title *

Abstract *
Please enter the text of your abstract

B I U

Type *
Choose the type of document you are uploading

oral

Topic *
Select themes that may apply to the proposal. Please note that the organizers may re-allocate proposal. For multiple selections, hold down the Ctrl or cmd key when selecting items.

Business
Finance
Management

Next step

For item 3 File(s), the submitter needs to upload his/her required submission file (select **Choose File**) and the system will automatically convert to PDF format.

NEW SUBMISSION

1 Metadata 2 Author(s) **3 File(s)** 4 Overview

Paper

The main file will be automatically converted to pdf.

Choose File No file chosen

Upload

FILE	ACTIONS
No file	

Supplementary data

You can add supplementary data to your submission. You can upload a file directly on the platform, retrieve a document available from the URL or embed html code (eg video deposited on another platform, ...)

Upload file

Upload file from an URL

Integrate HTML

Choose File No file chosen

Upload

Import

Integrate

FILE	TYPE OF THE FILE	DESCRIPTION	ACTIONS
No file			

Next step

For section 4 Overview, the submitter should note to check all submission information and then click **Submit** for the system to receive the article. Finish the submission process.

The screenshot displays a submission system interface. On the left is a navigation menu with items: Home, Call for Papers, **New submission**, Registration Information, Publication Opportunities, Keynote Speakers, Committee, Sponsors, Submission Guidelines, Visa to Vietnam, News, MY SPACE, My Space, My submissions, My registration, HELP, and @ Contact. At the top, a progress bar shows four steps: 1 Metadata, 2 Author(s), 3 File(s), and 4 Overview (highlighted in red). The main content area shows the submission title 'ABC' by author 'Dung Truong I, @' from 'Universidade Federal do ABC'. A 'PDF' icon is visible. Submission details include 'Subject : Oral Presentation Only' and 'Topics : Behavioral Economics Business'. A 'Poster' section contains a file link 'Gio_i_thic_u_ho_i_tha_o_eng_docx'. At the bottom, a 'Submit' button is circled in red. The footer shows 'Online user: 1' and the 'CCSD' logo.